


Reading Milestones



INTERACTIVE

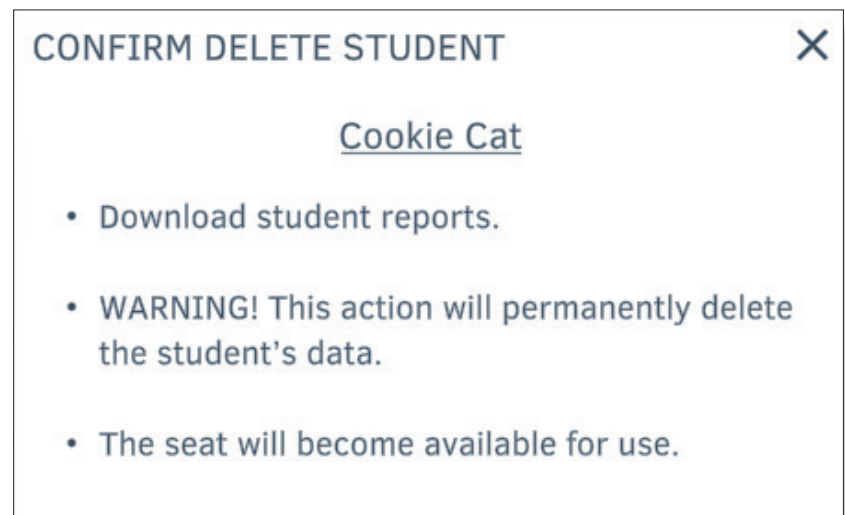


How to Delete Students

1. Deleting a student is a permanent action. Please download Student Achievement Record reports before deleting, as all data will be removed.
2. School Admin: click the  by the student to be deleted.
3. Respond to the warning message.
4. The seat count will increase by one.



Level Name	Tag	MFA
1 Cat, Cookie	(No Tag)	    2 Assignments 0 Ungraded
 Dog, Pepper	(No Tag)	 
 Syn, Kiki	(No Tag)	



CONFIRM DELETE STUDENT ✕

Cookie Cat

- Download student reports.
- **WARNING!** This action will permanently delete the student's data.
- The seat will become available for use.