

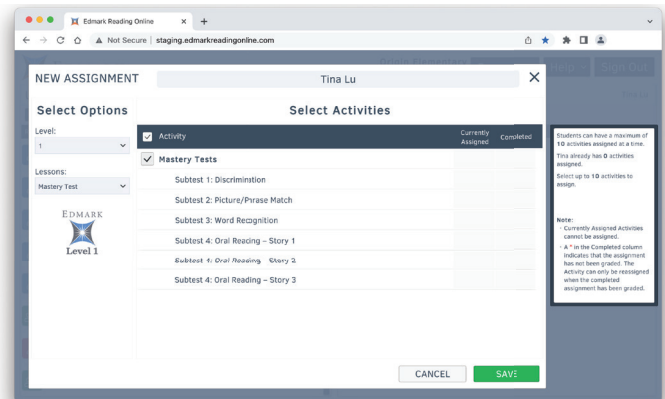
Edmark Reading Program Online

Mastery Test – User Guide

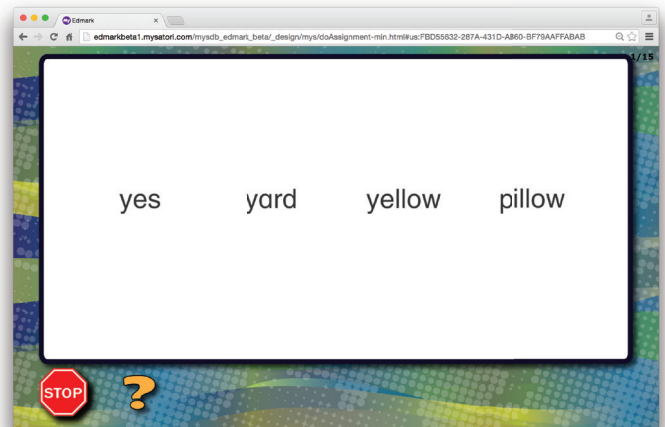
The Mastery Test Report indicates mastery achieved for each word group. Mastery is obtained when the student gets at least 5 correct answers of the 6 opportunities to read the words. It can be used to:

- Monitor student progress during instruction
- Place students who have previously worked in Edmark
- Determine student's mastery of the program
- Identify reading objectives for the student's IEP

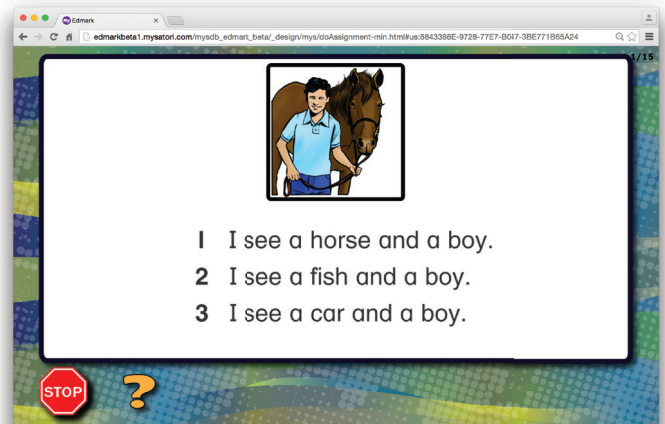
1. Assign the Mastery Test.



Subtest 1: **Discrimination**



Subtest 2: **Picture/Phrase Match**



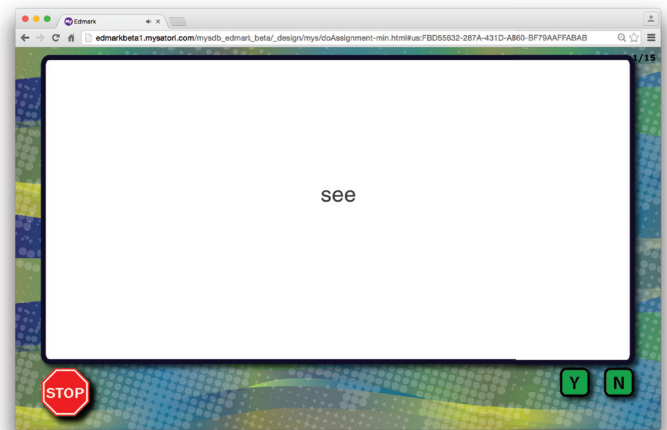
Follow these steps to administer Subtest 3 and Subtest 4 on two devices:

- **Teacher:** Click the assignment button by the student's name to update assignments done.
- **Student:** Click Start to take Subtest 3: Word Recognition.
- **Teacher:** Click Start and check Y or N for word reading.
- **Teacher:** Update assignments done.
- **Student:** Click Start for Story 1.
- **Teacher:** Click Start to score Story 1. Mark words missed by clicking errors.
- **Teacher:** Update assignments done.
- **Student:** Click Start to read Story 2.
- **Teacher:** Click Start to score Story 2. Mark words missed by clicking errors.
- **Teacher:** Update assignments done.
- **Student:** Click Start to read Story 3.
- **Teacher:** Click Start to score Story 3. Mark words missed by clicking errors.

Subtests 3 and 4 require the teacher and the student to be signed in on two devices simultaneously. **Important!** You will need to allow traffic on port 3000. We use socket.io on that port for the 2-device activities.

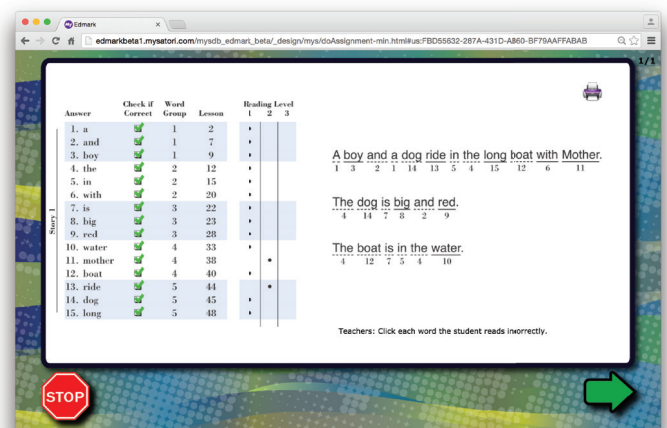
Subtest 3: **Word Recognition**

Teacher participation is required. Be sure both your device and the student's device are set to this assignment.

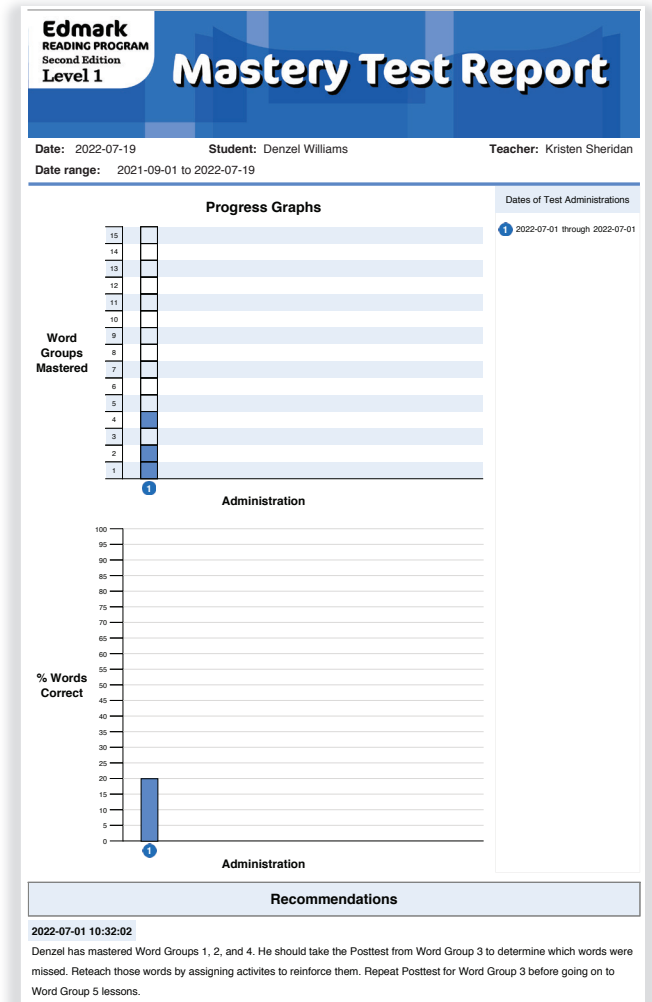


Subtest 4: **Oral Reading**

Subtest 4 consists of three stories to be read aloud by the student. Be sure that both your device and the student's device are set to this assignment.



2. Generate the Mastery Test Report. Identify the first word group that is not shown as mastered with a filled in square. This is the place to begin reteaching.
3. If there is a mix of mastered word groups and non-mastered word groups:
 - Administer the posttest from first word group not mastered to identify specific words to reteach.
 - Assign activities to reinforce those words.
 - Readminister the posttest when ready.
 - Proceed to next nonmastered group.
4. Add recommendations to the Mastery Test Report.
 - Click the Recommendations button.
 - Add text regarding the next steps for instruction.
 - Save and print the report with the recommendations.
5. To define IEP objectives, see Appendix C. Include specific lessons or word groups as expected performance levels for the student.



Appendix

A

Level 1 Word Groups

Level 1: Word Group 1

1. horse
2. a
3. car
4. yellow
5. see
6. ball
7. and
8. fish
9. boy
10. I

Level 1: Word Group 2

11. airplane
12. the
13. girl
14. little
15. in
16. box
17. green
18. put
19. chicken
20. with

Level 1: Word Group 3

21. apple
22. is
23. big
24. spoon
25. -s ending
26. my
27. pencil
28. red
29. banana
30. cow
31. find

Level 1: Word Group 4

32. egg
33. water
34. blue
35. go
36. candy
37. has
38. mother
39. eat
40. boat
41. you

Level 1: Word Group 5

42. orange
43. to
44. ride
45. dog
46. under
47. tree
48. long
49. flower
50. he
51. said

Level 1: Word Group 6

52. black
53. sky
54. on
55. table
56. funny
57. up
58. bread
59. cat
60. school
61. play
62. -ing ending

Level 1: Word Group 7

63. teacher
64. run
65. it
66. purple
67. she
68. father
69. are
70. bird
71. not
72. chair

Level 1: Word Group 8

73. telephone
74. or
75. grass
76. sit
77. ice cream
78. there
79. we
80. book
81. happy
82. can

Level 1: Word Group 9

83. paper
84. one
85. drink
86. at
87. they
88. cup
89. fast
90. will
91. man
92. have

Level 1: Word Group 10

93. elephant
94. slow
95. scissors
96. take
97. good
98. six
99. what
100. for
101. zoo
102. milk

Level 1: Word Group 11

103. rabbit
104. her
105. jump
106. two
107. where
108. mouse
109. saw
110. pretty
111. bike
112. me

Level 1: Word Group 12

113. this
114. animal
115. come
116. him
117. knife
118. out
119. brown
120. was
121. picture
122. by

Level 1:
Word Group 13

- 123. magazine
- 124. all
- 125. eight
- 126. game
- 127. had
- 128. squirrel
- 129. look
- 130. pink
- 131. vegetable
- 132. of

Level 1:
Word Group 14

- 133. plate
- 134. new
- 135. help
- 136. balloon
- 137. *-ed* ending
- 138. away
- 139. but
- 140. street
- 141. do
- 142. when
- 143. baby

Level 1:
Word Group 15

- 144. get
- 145. window
- 146. am
- 147. high
- 148. us
- 149. children
- 150. were
- 151. bear
- 152. other
- 153. give

Level 2 Word Groups

Level 2: Word Group 1

154. time
155. be
156. many
157. people
158. would
159. that
160. from
161. as
162. back
163. like
164. day
165. how
166. word

Level 2: Word Group 2

167. some
168. his
169. if
170. number
171. more
172. about
173. make
174. first
175. men
176. your
177. home
178. been
179. right
180. end
181. name
182. Judy

Level 2: Word Group 3

183. Scott
184. made
185. no
186. show

187. did
188. story
189. dress
190. country
191. feet
192. may
193. hand
194. night
195. thing
196. know

Level 2: Word Group 4

197. over
198. computer
199. sun
200. because
201. answer
202. think
203. room
204. top
205. city
206. open
207. only
208. money
209. could
210. family
211. write
212. morning
213. face
214. very
215. door
216. which
217. front
218. work

Level 2: Word Group 5

219. nothing
220. letter
221. must

222. button
223. why
224. three
225. wash
226. four
227. class
228. second
229. summer
230. tell
231. winter
232. draw
233. went

Level 2: Word Group 6

234. lunch
235. week
236. rain
237. read
238. question
239. them
240. shoe
241. cold
242. count
243. got
244. glass
245. white
246. cut
247. try
248. bottom

Level 2: Word Group 7

249. hear
250. friend
251. job
252. five
253. talk
254. farm
255. full
256. learn

257. circle
258. bed
259. keep
260. wrong
261. ten
262. mouth
263. after
264. color

Level 2: Word Group 8

265. sleep
266. call
267. trip
268. add
269. women
270. eye
271. store
272. now
273. fun
274. stop
275. follow
276. yes
277. breakfast
278. then
279. minute
280. who
281. wall
282. an

Level 2: Word Group 9

283. begin
284. carry
285. party
286. middle
287. sign
288. down
289. corner
290. walk
291. garden

- 292. buy
- 293. race
- 294. clothes
- 295. seven
- 296. rule
- 297. toy
- 298. through
- 299. listen

Level 2: Word Group 10

- 300. sandwich
- 301. whose
- 302. corn
- 303. third
- 304. cook
- 305. ask
- 306. guess
- 307. ring

- 308. across
- 309. afternoon
- 310. pull
- 311. clean
- 312. quiet
- 313. coat
- 314. fly
- 315. please
- 316. meat
- 317. share
- 318. left

Level 2: Word Group 11

- 319. hat
- 320. behind
- 321. arm
- 322. push
- 323. hurt

- 324. nine
- 325. birthday
- 326. cry
- 327. farmer
- 328. star
- 329. laugh
- 330. finger
- 331. beside
- 332. bus
- 333. subtract
- 334. leg
- 335. sad

Level 2: Word Group 12

- 336. sister
- 337. fork
- 338. clock
- 339. dirty

- 340. before
- 341. ear
- 342. doll
- 343. each
- 344. brother
- 345. dinner
- 346. less
- 347. same
- 348. policeman
- 349. different
- 350. thank
- 351. warm
- 352. fall
- 353. love

Objectives of the Edmark Reading Program

Prereading

- Increase attention span
- Develop and increase oral language
- Understand steps in a process
- Develop one-to-one correspondence
- Develop orientation to print: (a) top to bottom and (b) left to right
- Establish line-to-line progression
- Practice reading-like behavior
- Interpret a picture story
- Recognize picture details
- Learn about print
- Match objects
- Match shapes and forms
- Match pictures

Beginning Reading

- Recognize capital and small letters
- Match pictures to words and words to pictures
- Make picture-sentence association
- Identify color words
- Develop understanding of meaning in written language
- Develop association between oral language and print
- Continue to acquire and develop oral language in order to enhance communication skills
- Distinguish between words
- Distinguish between similar words
- Establish relationship between words and phrases
- Establish relationship between phrases and sentences
- Develop oral reading ability
- Develop beginning reading comprehension skills
- Interact with print in order to develop a meaningful sight-word vocabulary

Reading

- Take pleasure in learning and using new words
- Recognize endings
- Recognize sequential relationships
- Develop fluency as an aid to comprehension
- Follow directions from text
- Scan text left to right
- Read and comprehend prepositional phrases (e.g., “in the car,” “on the box”)
- Read and comprehend phrases with conjunctions (sentences conjoined with *and*)
- Read and comprehend noun determiners (*the, a, an*)
- Read and comprehend singular and plural nouns (*boy, boys*)
- Read and comprehend pronouns (*he, she, we, they, them, you, me*)
- Read and comprehend possessive pronouns (*his, her, my*)
- Read and comprehend question words (*who, what, where, when, why*)
- Develop and exhibit positive attitudes and behaviors toward reading

Auditory

- Develop auditory discrimination
- Develop and improve auditory comprehension skills
- Improve auditory skills of perception and memory
- Follow oral directions
- Listen attentively

Visual

- Develop visual discrimination
- Develop and refine visual perception and memory skills
- Develop visual discrimination of words and phrases
- Develop visual discrimination between words and phrases